

RUN by SAM HECHT + KIM COLIN



emeco

# FIRST LET'S MAKE THINGS THAT LAST.

The Emeco 1006 Navy Chair was first commissioned in the 1940s by the U.S. Navy for use on warships – the contract even specified that it had to be able to withstand torpedo blasts. Today our chairs are still made in the U.S.A., of 80% recycled aluminum, and are made by hand, by Emeco craftsmen using the original 77 step process. The world's best architects and designers collaborate with us to design chairs that are built and guaranteed to last a lifetime.

As we apply what we've practiced in the past, we are looking toward the future. We are on a mission to make a positive impact on the environment. Our goals are to use waste material in our products, use as little energy as possible in our manufacturing, generate a minimum of waste in the process, and build strong, durable, beautiful chairs that last through generations. We've been on the same mission since 1944 and we will continue to search for new ways to recover and utilize discarded materials and make products that last.

One for all.



**RUN by SAM HECHT+KIM COLIN**

RUN effortlessly finds balance in both indoor and outdoor landscapes suited for meeting, eating, learning, sharing and working. Made of responsibly selected materials and engineered to last, RUN is right for a multitude of uses at home, for hospitality and in the workplace.



Aluminum table and bench with 1006 Navy chairs

"Run is shaped to acknowledge the benefits of being around others, so tables are welcoming and useful, purposefully made to work well with many of Emeco's existing chairs and stools, including the original Navy Chair."  
*Sam Hecht*





Long and short.



Planks come in anodized recycled aluminum or responsibly harvested ash, walnut or accoya wood. Tables can be placed together for longer runs.

High and low.



High ash table with Emeco barstool

All Run tables are available as high tables for use with barstools or as a standing table.

In and out.




Aluminum and Accoya wood tops are suitable for both indoor and outdoor use.









Benches are available in two lengths to seat 3 or 4, with tops in aluminum, ash, walnut or accoya wood. Legs come in clear aluminum or powder coated black. Shown: 4-seat bench in ash.





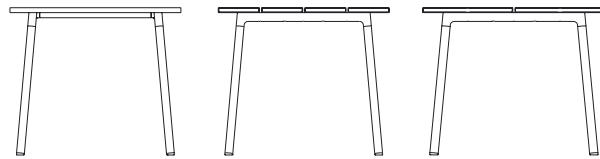








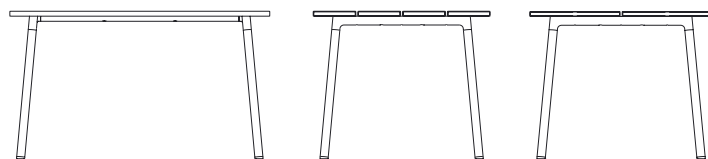




**RUN TABLE 32"**

L: 32.75" W: 32.75" H: 28.25"  
 L: 83cm W: 83cm H: 72cm  
 WT: 50.9lb 23.1kg Ash, Walnut, Accoya  
 WT: 50.3lb 22.8kg Aluminum

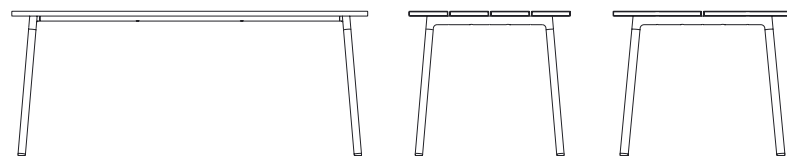
RT32SASH CLEAR ALUMINUM FRAME WITH ASH TOP  
 RT32SWAL CLEAR ALUMINUM FRAME WITH WALNUT TOP  
 RT32SALU CLEAR ALUMINUM FRAME WITH ALUMINUM TOP  
 RT32SACC CLEAR ALUMINUM FRAME WITH ACCOYA TOP  
 RT32BASH BLACK POWDER COATED FRAME WITH ASH TOP  
 RT32BWAL BLACK POWDER COATED FRAME WITH WALNUT TOP  
 RT32BACC BLACK POWDER COATED FRAME WITH ACCOYA TOP



**RUN TABLE 48"**

L: 48" W: 32.75" H: 28.25"  
 L: 122cm W: 83cm H: 72cm  
 WT: 68.8lb 31.2kg Ash, Walnut, Accoya  
 WT: 67.7lb 30.7kg Aluminum

RT48SASH CLEAR ALUMINUM FRAME WITH ASH TOP  
 RT48SWAL CLEAR ALUMINUM FRAME WITH WALNUT TOP  
 RT48SALU CLEAR ALUMINUM FRAME WITH ALUMINUM TOP  
 RT48SACC CLEAR ALUMINUM FRAME WITH ACCOYA TOP  
 RT48BASH BLACK POWDER COATED FRAME WITH ASH TOP  
 RT48BWAL BLACK POWDER COATED FRAME WITH WALNUT TOP  
 RT48BACC BLACK POWDER COATED FRAME WITH ACCOYA TOP

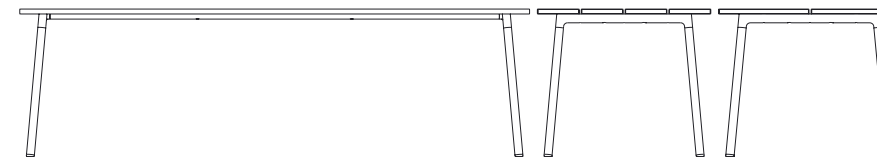


**RUN TABLE 72"**

L: 72" W: 32.75" H: 28.25"  
 L: 183cm W: 83cm H: 72cm  
 WT: 95.9lb 43.5kg Ash, Walnut, Accoya  
 WT: 94.8lb 43kg Aluminum

RT72SASH CLEAR ALUMINUM FRAME WITH ASH TOP  
 RT72SWAL CLEAR ALUMINUM FRAME WITH WALNUT TOP  
 RT72SALU CLEAR ALUMINUM FRAME WITH ALUMINUM TOP  
 RT72SACC CLEAR ALUMINUM FRAME WITH ACCOYA TOP  
 RT72BASH BLACK POWDER COATED FRAME WITH ASH TOP  
 RT72BWAL BLACK POWDER COATED FRAME WITH WALNUT TOP  
 RT72BACC BLACK POWDER COATED FRAME WITH ACCOYA TOP

ANODIZED ALUMINUM AND ACCOYA WOOD SUITABLE FOR OUTDOOR USE.



**RUN TABLE 96"**

L: 96" W: 32.75" H: 28.25"  
 L: 244cm W: 83cm H: 72cm  
 WT: 123.4lb 56kg Ash, Walnut, Accoya  
 WT: 121.9lb 55.3kg Aluminum

RT96SASH CLEAR ALUMINUM FRAME WITH ASH TOP  
 RT96SWAL CLEAR ALUMINUM FRAME WITH WALNUT TOP  
 RT96SALU CLEAR ALUMINUM FRAME WITH ALUMINUM TOP  
 RT96SACC CLEAR ALUMINUM FRAME WITH ACCOYA TOP  
 RT96BASH BLACK POWDER COATED FRAME WITH ASH TOP  
 RT96BWAL BLACK POWDER COATED FRAME WITH WALNUT TOP  
 RT96BACC BLACK POWDER COATED FRAME WITH ACCOYA TOP



**RUN SIDE TABLE 62"**

L: 63.62" W: 16.25" H: 28.25"  
 L: 161.5cm W: 41cm H: 72cm  
 WT: 43.6lb 19.8kg Ash, Walnut, Accoya  
 WT: 43.2lb 19.6kg Aluminum

RTS62SASH CLEAR ALUMINUM FRAME WITH ASH TOP  
 RTS62SWAL CLEAR ALUMINUM FRAME WITH WALNUT TOP  
 RTS62SALU CLEAR ALUMINUM FRAME WITH ALUMINUM TOP  
 RTS62SACC CLEAR ALUMINUM FRAME WITH ACCOYA TOP  
 RTS62BASH BLACK POWDER COATED FRAME WITH ASH TOP  
 RTS62BWAL BLACK POWDER COATED FRAME WITH WALNUT TOP  
 RTS62BACC BLACK POWDER COATED FRAME WITH ACCOYA TOP



**RUN SIDE TABLE 86"**

L: 87.62" W: 16.25" H: 28.25"  
 L: 222.5cm W: 41cm H: 72cm  
 WT: 57.3lb 26kg Ash, Walnut, Accoya  
 WT: 57.1lb 25.9kg Aluminum

RTS86SASH CLEAR ALUMINUM FRAME WITH ASH TOP  
 RTS86SWAL CLEAR ALUMINUM FRAME WITH WALNUT TOP  
 RTS86SALU CLEAR ALUMINUM FRAME WITH ALUMINUM TOP  
 RTS86SACC CLEAR ALUMINUM FRAME WITH ACCOYA TOP  
 RTS86BASH BLACK POWDER COATED FRAME WITH ASH TOP  
 RTS86BWAL BLACK POWDER COATED FRAME WITH WALNUT TOP  
 RTS86BACC BLACK POWDER COATED FRAME WITH ACCOYA TOP

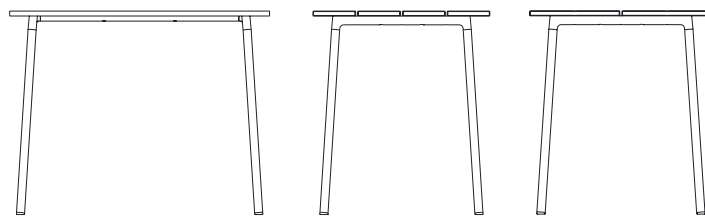
ANODIZED ALUMINUM AND ACCOYA WOOD SUITABLE FOR OUTDOOR USE.



**HIGH TABLE 32"**

L: 32.75" W: 32.75" H: 41"  
 L: 83cm W: 83cm H: 104cm  
 WT: 52lb 23.6kg Ash, Walnut, Accoya  
 WT: 51.4lb 23.3kg Aluminum

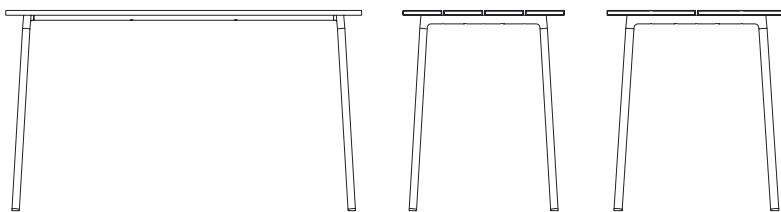
RTH32SASH CLEAR ALUMINUM FRAME WITH ASH TOP  
 RTH32SWAL CLEAR ALUMINUM FRAME WITH WALNUT TOP  
 RTH32SALU CLEAR ALUMINUM FRAME WITH ALUMINUM TOP  
 RTH32SACC CLEAR ALUMINUM FRAME WITH ACCOYA TOP  
 RTH32BASH BLACK POWDER COATED FRAME WITH ASH TOP  
 RTH32BWAL BLACK POWDER COATED FRAME WITH WALNUT TOP  
 RTH32BACC BLACK POWDER COATED FRAME WITH ACCOYA TOP



**HIGH TABLE 48"**

L: 48" W: 32.75" H: 41"  
 L: 122cm W: 83cm H: 104cm  
 WT: 69.9lb 31.7kg Ash, Walnut, Accoya  
 WT: 68.8lb 31.2kg Aluminum

RTH48SASH CLEAR ALUMINUM FRAME WITH ASH TOP  
 RTH48SWAL CLEAR ALUMINUM FRAME WITH WALNUT TOP  
 RTH48SALU CLEAR ALUMINUM FRAME WITH ALUMINUM TOP  
 RTH48SACC CLEAR ALUMINUM FRAME WITH ACCOYA TOP  
 RTH48BASH BLACK POWDER COATED FRAME WITH ASH TOP  
 RTH48BWAL BLACK POWDER COATED FRAME WITH WALNUT TOP  
 RTH48BACC BLACK POWDER COATED FRAME WITH ACCOYA TOP

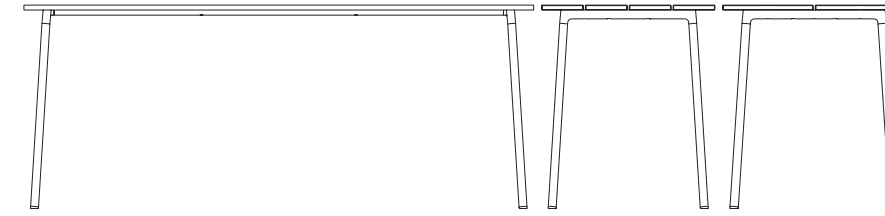


**HIGH TABLE 72"**

L: 72" W: 32.75" H: 41"  
 L: 183cm W: 83cm H: 104cm  
 WT: 97lb 44kg Ash, Walnut, Accoya  
 WT: 98.1lb 44.5kg Aluminum

RTH72SASH CLEAR ALUMINUM FRAME WITH ASH TOP  
 RTH72SWAL CLEAR ALUMINUM FRAME WITH WALNUT TOP  
 RTH72SALU CLEAR ALUMINUM FRAME WITH ALUMINUM TOP  
 RTH72SACC CLEAR ALUMINUM FRAME WITH ACCOYA TOP  
 RTH72BASH BLACK POWDER COATED FRAME WITH ASH TOP  
 RTH72BWAL BLACK POWDER COATED FRAME WITH WALNUT TOP  
 RTH72BACC BLACK POWDER COATED FRAME WITH ACCOYA TOP

ANODIZED ALUMINUM AND ACCOYA WOOD SUITABLE FOR OUTDOOR USE.



**HIGH TABLE 96"**

L: 96" W: 32.75" H: 41"  
 L: 244cm W: 83cm H: 104cm  
 WT: 124.5lb 56.5kg Ash, Walnut, Accoya  
 WT: 123.2lb 55.9kg Aluminum

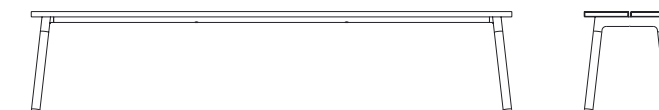
RTH96SASH CLEAR ALUMINUM FRAME WITH ASH TOP  
 RTH96SWAL CLEAR ALUMINUM FRAME WITH WALNUT TOP  
 RTH96SALU CLEAR ALUMINUM FRAME WITH ALUMINUM TOP  
 RTH96SACC CLEAR ALUMINUM FRAME WITH ACCOYA TOP  
 RTH96BASH BLACK POWDER COATED FRAME WITH ASH TOP  
 RTH96BWAL BLACK POWDER COATED FRAME WITH WALNUT TOP  
 RTH96BACC BLACK POWDER COATED FRAME WITH ACCOYA TOP



**3-SEAT BENCH**

L: 61.25" W: 16.25" H: 17.75"  
 L: 155.5cm W: 41cm H: 45cm  
 WT: 42.5lb 19.3kg Ash, Walnut, Accoya  
 WT: 42.1lb 19.1kg Aluminum

RB3SEATERSASH CLEAR ALUMINUM FRAME WITH ASH SEAT  
 RB3SEATERSWAL CLEAR ALUMINUM FRAME WITH WALNUT SEAT  
 RB3SEATERSALU CLEAR ALUMINUM FRAME WITH ALUMINUM SEAT  
 RB3SEATERSACC CLEAR ALUMINUM FRAME WITH ACCOYA SEAT  
 RB3SEATERBASH BLACK POWDER COATED FRAME WITH ASH SEAT  
 RB3SEATERBWAL BLACK POWDER COATED FRAME WITH WALNUT SEAT  
 RB3SEATERBACC BLACK POWDER COATED FRAME WITH ACCOYA SEAT



**4-SEAT BENCH**

L: 85.25" W: 16.25" H: 17.75"  
 L: 216.5cm W: 41cm H: 45cm  
 WT: 56.2lb 25.5kg Ash, Walnut, Accoya  
 WT: 56lb 25.4kg Aluminum

RB4SEATERSASH CLEAR ALUMINUM FRAME WITH ASH SEAT  
 RB4SEATERSWAL CLEAR ALUMINUM FRAME WITH WALNUT SEAT  
 RB4SEATERSALU CLEAR ALUMINUM FRAME WITH ALUMINUM SEAT  
 RB4SEATERSACC CLEAR ALUMINUM FRAME WITH ACCOYA SEAT  
 RB4SEATERBASH BLACK POWDER COATED FRAME WITH ASH SEAT  
 RB4SEATERBWAL BLACK POWDER COATED FRAME WITH WALNUT SEAT  
 RB4SEATERBACC BLACK POWDER COATED FRAME WITH ACCOYA SEAT

ANODIZED ALUMINUM AND ACCOYA WOOD SUITABLE FOR OUTDOOR USE.



**RUN HIGH SIDE TABLE 62"**

L: 63.6"    W: 16.25"    H: 41"  
 L: 161.5cm    W: 41cm    H: 104cm  
 WT: 47.6lb    21.6kg    Ash, Walnut, Accoya  
 WT: 47.2lb    21.4kg    Aluminum

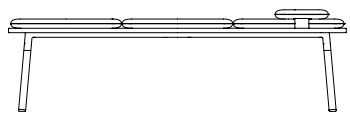
RTHS62SASH    CLEAR ALUMINUM FRAME WITH ASH TOP  
 RTHS62SWAL    CLEAR ALUMINUM FRAME WITH WALNUT TOP  
 RTHS62SALU    CLEAR ALUMINUM FRAME WITH ALUMINUM TOP  
 RTHS62SACC    CLEAR ALUMINUM FRAME WITH ACCOYA TOP  
 RTHS62BASH    BLACK POWDER COATED FRAME WITH ASH TOP  
 RTHS62BWAL    BLACK POWDER COATED FRAME WITH WALNUT TOP  
 RTHS62BACC    BLACK POWDER COATED FRAME WITH ACCOYA TOP



**RUN HIGH SIDE TABLE 86"**

L: 87.6"    W: 16.25"    H: 41"  
 L: 222.5cm    W: 41cm    H: 104cm  
 WT: 61.3lb    27.8kg    Ash, Walnut, Accoya  
 WT: 61.1lb    27.7kg    Aluminum

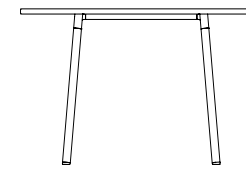
RTHS86SASH    CLEAR ALUMINUM FRAME WITH ASH TOP  
 RTHS86SWAL    CLEAR ALUMINUM FRAME WITH WALNUT TOP  
 RTHS86SALU    CLEAR ALUMINUM FRAME WITH ALUMINUM TOP  
 RTHS86SACC    CLEAR ALUMINUM FRAME WITH ACCOYA TOP  
 RTHS86BASH    BLACK POWDER COATED FRAME WITH ASH TOP  
 RTHS86BWAL    BLACK POWDER COATED FRAME WITH WALNUT TOP  
 RTHS86BACC    BLACK POWDER COATED FRAME WITH ACCOYA TOP



**RUN DAYBED**

L: 72"    W: 32.75"    H: 17.75"  
 L: 183cm    W: 83cm    H: 45cm  
 WT: 42.5lb    19.3kg    Ash  
 WT: 42.1lb    19.1kg    Walnut, Accoya

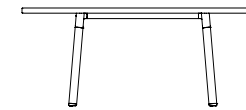
RDB72SASH    CLEAR ALUMINUM FRAME WITH ASH TOP  
 RDB72SWAL    CLEAR ALUMINUM FRAME WITH WALNUT TOP  
 RDB72SACC    CLEAR ALUMINUM FRAME WITH ACCOYA TOP  
 RDB72BASH    BLACK POWDER COATED FRAME WITH ASH TOP  
 RDB72BWAL    BLACK POWDER COATED FRAME WITH WALNUT TOP  
 RDB72BACC    BLACK POWDER COATED FRAME WITH ACCOYA TOP



**RUN ROUND TABLE 42"**

DIA: 42"    H: 28.25"  
 DIA: 107cm    H: 72cm  
 WT: 46lb    20.9kg    Ash, Walnut, Accoya

RTR42SASH    CLEAR ALUMINUM FRAME WITH ASH TOP  
 RTR42SWAL    CLEAR ALUMINUM FRAME WITH WALNUT TOP  
 RTR42SACC    CLEAR ALUMINUM FRAME WITH ACCOYA TOP  
 RTR42BASH    BLACK POWDER COATED FRAME WITH ASH TOP  
 RTR42BWAL    BLACK POWDER COATED FRAME WITH WALNUT TOP  
 RTR42BACC    BLACK POWDER COATED FRAME WITH ACCOYA TOP




**RUN COFFEE TABLE 42"**

DIA: 42"    H: 17.75"  
 DIA: 107cm    H: 45cm  
 WT: 43lb    19kg    Ash, Walnut, Accoya

RTRC042SASH    CLEAR ALUMINUM FRAME WITH ASH TOP  
 RTRC042SWAL    CLEAR ALUMINUM FRAME WITH WALNUT TOP  
 RTRC042SACC    CLEAR ALUMINUM FRAME WITH ACCOYA TOP  
 RTRC042BASH    BLACK POWDER COATED FRAME WITH ASH TOP  
 RTRC042BWAL    BLACK POWDER COATED FRAME WITH WALNUT TOP  
 RTRC042BACC    BLACK POWDER COATED FRAME WITH ACCOYA TOP

**SEAT PAD**


L: 60"	W: 15"	H: 2/4"	<b>RB3SEATERGF</b>	GRAY FELT SEAT PAD FOR 3-SEAT BENCH
L: 152.5cm	W: 38cm	H: 1cm		
WT: 3.3lb	1.5kg			
W: 84"	D: 15"	H: 2/4"	<b>RB4SEATERGF</b>	GRAY FELT SEAT PAD FOR 4-SEAT BENCH
W: 213.5cm	D: 38cm	H: 1cm		
WT: 4.4lb	2kg			



**SHELF**

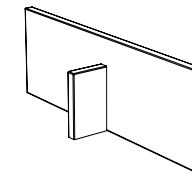
L: 72"	W: 18"	H: 39.75"	<b>RSSASH</b>	RUN SHELF WITH CLEAR ALUMINUM FRAME AND ASH PLANKS
L: 183cm	W: 45.5cm	H: 101cm	<b>RSSWAL</b>	RUN SHELF WITH CLEAR ALUMINUM FRAME AND WALNUT PLANKS
WT: 116.4lb	52.8kg	Ash, Walnut, Accoya	<b>RSSALU</b>	RUN SHELF WITH CLEAR ALUMINUM FRAME AND ALUMINUM PLANKS
WT: 117.3lb	53.2kg	Aluminum	<b>RSSACC</b>	RUN SHELF WITH CLEAR ALUMINUM FRAME AND ACCOYA PLANKS
			<b>RSBASH</b>	RUN SHELF WITH BLACK FRAME AND ASH PLANKS
			<b>RSBWAL</b>	RUN SHELF WITH BLACK FRAME AND WALNUT PLANKS
			<b>RSBACC</b>	RUN SHELF WITH BLACK FRAME AND ACCOYA PLANKS

ANODIZED ALUMINUM AND ACCOYA WOOD SUITABLE FOR OUTDOOR USE.



FRAMES IN RECYCLED ALUMINUM. SURFACES IN RECYCLED ALUMINUM OR RESPONSIBLY HARVESTED ASH, WALNUT OR ACCOYA. ALUMINUM AND ACCOYA SUITABLE FOR OUTDOOR USE.

Slight color variation may occur in printed material. Please contact Emeco Customer Service for actual color samples.

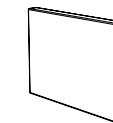


**RUN DIVIDER**

L: 27.5"	W: 21.75"	H: 9"
L: 70cm	W: 11cm	H: 23cm
WT: 6.5lb	WT: 3kg	Ash, Walnut, Accoya

**RUNDIVASH**  
**RUNDIVWAL**  
**RUNDIVACC**

ASH DIVIDER  
WALNUT DIVIDER  
ACCOYA DIVIDER




**RUN BOOKEND**

L: 10"	W: 1"	H: 7"
L: 17.5cm	W: 2.5cm	H: 25cm
WT: 2.2lb	WT: 1kg	Ash, Walnut, Accoya

**RUNENDASH**  
**RUNENDWAL**  
**RUNENDACC**

ASH BOOKEND  
WALNUT BOOKEND  
ACCOYA BOOKEND



**RUN PLATFORM**

L: 17.25"	W: 12"	H: 6"
L: 44cm	W: 30cm	H: 15cm
WT: 5.5lb	WT: 2.5kg	Ash, Walnut, Accoya

**RUNPLATFORMASH**  
**RUNPLATFORMWAL**  
**RUNPLATFORMACC**

ASH PLATFORM  
WALNUT PLATFORM  
ACCOYA PLATFORM

ACCOYA WOOD SUITABLE FOR OUTDOOR USE.





[www.emeco.net](http://www.emeco.net)

805 WEST ELM AVENUE, HANOVER PENNSYLVANIA 17331 USA, E: [INFO@EMECO.NET](mailto:INFO@EMECO.NET)